

Adie's Virtual Classes

Drawing, Oils, Acrylics, Watercolour & Mixed Media

My Autumn Art classes have evolved into prerecorded videos accompanied by helpful art notes.

- Art Notes will consist of: Your reference, a line drawing if necessary, materials list and bullet points with pictures, to take you through the process without disrupting your flow.
- The videos do not expire. They will be sent directly to your email.
- Each Course that I would normally teach is divided into modules.
- If you select a whole course the price has been discounted.
- You can choose a full course or individual modules.
- Please be CLEAR with your selection.

Please contact me:

email: adrienne.m.parker@gmail.com

Tel no: 07500955355


Payments can be made online or by cheque.

I will send these details to you once you have made your selection.



A: Drawing



Price for a Full Drawing Course: £95 ... or Individually Costed



Module 1: "Eggs": Still Life Study ... £15

Eggs are probably the most illuminating subjects to illustrate. We tend to dismiss them because they are so part of our 'every day', but they can be utterly absorbing ... you will find yourself falling in love with contrast.


Focus of the Video/Art Notes: To get excited about the 'every day' and to achieve rounded forms using good shading techniques and enhanced tones.



Module 2: "Coming of Age": Traditional Drawing Techniques ... 2 Parts - £30

Have a range of pencils sharpened and poised for this sensitive portrait. We will deploy a mix of wipe-out and soft, subtle, sophisticated shading to describe his smooth skin and subtle surface planes.


Focus of the Video/Art Notes: To become more confident about portraiture.



Module 3: "Elegant Folds": Using Wipe-out to tackle this great subject ... £15

A rather elegant styling of a subject that usually gets us in a twist. Great practise.


Focus of the Video/Art Notes: Using a specific and helpful technique to encapsulate and grasp a subject that runs through many themes.



Module 4: "Botanical": Reflections & Contrast ... £15

A bold statement, this botanical offers a stimulating mix of textures and contrasts.

Focus of the Video/Art Notes: Finding the increments of **tonal** values between the very darkest and the very lightest tones.



Module 5: "Cougar": Coloured & Graphite Pencils ... 2 Parts - £30

This animal is absolutely beautiful. We will combine graphite and coloured pencils to achieve an elegant outcome.

Focus of the Video/Art Notes: Learning to combine two types of pencils successfully and learning how to capture a watchful expression.


B: Oils

Price for an Oil Course: £110 ... or Individually Costed

Module 1: Material: Learning to paint Fabric like a Master ... 2 Parts - £30.

Whenever I visit the National Gallery or the Tate Britain, I always put my nose right up against the painted fabric to see how it could possibly be so realistic from afar. I'm surprised that I don't set off alarms!

Focus of the Video/Art Notes: Learning how to depict a shiny fabric through the use of exaggerated colour mixes and suggestion.



Module 2: Transitions: Learning to mix the 'Bridges' ... 3 Parts - £45

Some of the most challenging and tricky parts of any painting are the grey, or transitional areas. We are naturally drawn to the brighter and stronger hues or sharper highlights & tones. How do we get excited about their slightly lack lustre, neutral, but equally important counterparts? A drawing to help us understand the tonal values and subtle transitions will get us off the starting blocks in Part 1.

Focus of the Video/Art Notes: The magic of still life paintings is that they can show us a new way of looking at the ordinary objects around us. Once they are captured in paint, or any other medium - the objects take on a whole new meaning.



Module 3: Bright Botanical: Bold & Contemporary Design ... 3 Parts - £45

What would you create if I gave you a botanical reference?

I have been blown away by some of the examples on the worldwide web. Flowers do not need to be prissy and boring. The designs, colours and approaches are endless. This is your chance to let your hair down and turn the volume up.

Focus of the Video/Art Notes: Putting the emphasis on design, colour balance, expression and originality.



Selection of References Below - I will paint 3 examples in the videos (left).



Examples of Painting Styles by Other Artists (below).



C: Watery Mediums: Acrylics @ Acrylic Inks

Price for a Course: £55 ... or Individually Costed

Module 1: "Suburban Design": Learning to simplify ... 2 Parts - £30

We are going to do something a little different. I am pushing the boundaries with my art and I would like to challenge you too. It is very satisfying painting something that looks like something, but, from time to time, it is stimulating to step out of the box and look at your subject from a different perspective.

The painted example (top left) inspired me. Acrylic inks and acrylics, plus their textured crew, are perfect for this approach. Spend valuable time working out a composition or design before putting brush and paint to canvas. It is important to figure out where you are going. Please do show me your design via email before you start if you need a second pair of eyes.

Focus of the Video/Art Notes: Putting the emphasis on design, colour balance, expression and originality. From a selection of references (you are welcome to use your own), we will turn, what could be a rather twee landscape, into something contemporary and exciting.

Other References available in the art notes & mentioned in the videos.


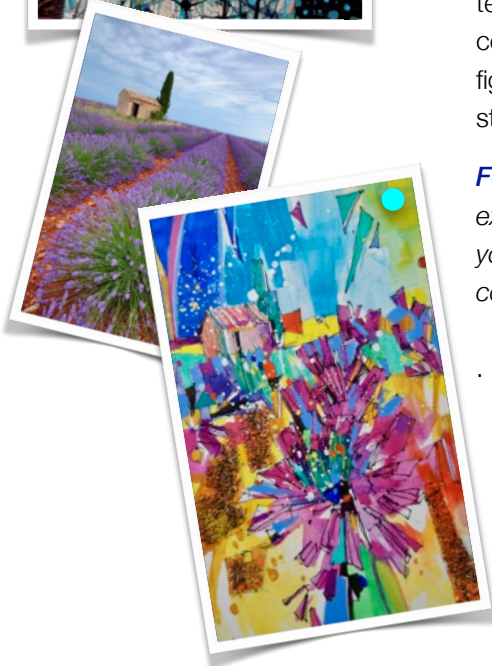


Module 2: Elegant Portrait: Glazes & Bold Strokes ... 2 Parts - £30

Whether it is highly detailed, or suggested with selected areas completed, this portrait of a self assured, beautiful woman, will always look "painterly" and intriguing. The colourful, glazed and liquid foundation is laid with acrylic inks. The punchy, heavier bodied acrylics can then project selected areas into the foreground. There is a lot of imaginative editing we can do here.

Focus of the Video/Art Notes: Taking advantage of the properties of acrylic inks and acrylics to produce a unique, colourful and contemporary portrait.

I will supply a line drawing in the art notes to help you.



D: Pushing the Boundaries with Watercolour

Price for the PTB Watercolour Course: £80 ... or Individually Costed

Module 1: "Geranium": Bonding with your Brushes ... £15

Focus of the Video/Art Notes: We are going to put the spotlight on our brushes & the type and number of strokes we make. These are invaluable painting exercises.

Module 2: "Lemons": Strong Colours & Playful Washes ... £15

Washes of bright yellow, fresh greens, and their compliments, will imbue these lemons with a life beyond the ordinary.

Focus of the Video/Art Notes: Enjoying a number of watery techniques; exaggerating colour choices and texture: and boosting saturation with ink.

Module 3: "Sunset": Strong Contrasts ... 2 Parts £30

What a dramatic scene! The warm colours are striking against the dense shadow shapes. This will push our shadow work to a new level. We will put our brushes to work once we have completed a tonal drawing.

Focus of the Video/Art Notes: To push our shadowy palette to the full and create a dynamic visual affect with limited, but powerful, use of colour.

Module 4: "Bright Botanical": Rich Colour Palettes ... £15

We are going to push the chroma and create a richly textured and colourful display of flowers. I will be incorporating acrylic inks for that extra lift.

Focus of the Video/Art Notes: To enjoy a number of watery techniques and to interpret a botanical in a bold, contemporary way.

Module 5: "A Cup of Coffee": Special Affects & Painting "White"... £15

An "energetic" cup spilling its contents is perfect for watercolour: splashes and flicked paint abound. This is also an opportunity to work with white: a Singer Sargent cup and saucer if you will. The background? Salt is a must.

Focus of the Video/Art Notes: Enjoying a number of watery techniques; and learning to suggest form using well placed tones in as few strokes as possible.

E: *Mixed Media*

Price for the Mixed Media Course: £95 ... or Individually Costed

Module 1: "The Breakdancer" - Acrylic and Pastel ... 2 Parts - £30

I'm referring to this young man as the "breakdancer"; this will enable us to inject even more energy and colour into the painting. We will treat it like a poster i.e. use flat shapes painted in acrylics to establish his form, and then the pastels, applied in a linear style, rather than a layered and shaded approach, will bring him to life. It will become clearer when you watch the video.

Focus of the Video/Art Notes: *Combining two mediums successfully. Efficient use of your brushstrokes and energetic application of colourful linework.*



Module 2: Monochromatic Scene ... with a Splash of Colour ... 2 Parts - £30

I was inspired by an article in one of the International Watercolour Magazines (image on the left). I love the textures and patterns that have been used to create the fishing village. It's a quirky and expressive use of design. We are going to interpret our reference using newsprint, paper and/or anything with a black and white pattern, or type on it. You will be looking for papers that represent different tonal values, whether it be solid or patterned. Transfers and painted patterns are also welcome. The collage is a big part of your "painting". Once the black and white picture is resolved, you can decide where you want your colour accents to go.

Focus of the Video/Art Notes: *Using black and white patterns to build a scene with depth. Using a minimal amount of colour for maximum impact.*



Module 3: A "Fashion Illustration" with an emphasis on Colour & Design

3 Parts - £45

I am constantly inspired by Shirley Trevena's artwork (left). This time, as I was going through my art books, I was struck by her theatrical figures. She doesn't try to be too literal: her figures become part of a pattern or design.


Focus of the Video/Art Notes: *The aim is to produce a bright, punchy image that has structure and harmony in terms of colour and design, using a figure/s & some botanical and still life elements. Accurate representation is not so important. Suggestion, enhancing colour relationships and expression are key. I will no doubt, incorporate some collage. There is so much we can do and we should have fun doing it!*



Shirley Trevena's Artwork

F: Drawing & Watercolours


Price for a Course: £40 ... or Individually Costed



Module 1: Mermaids: Drawing and Wash ... £15

Okay, it's not quite Baywatch, but these ladies are an artists' dream subject. How can you not get excited about the interesting negative spaces, patterns, curves and tonal values? These sketches can be the start of your new "staycation" sketchbook. This subject is challenging, but you should find yourself smiling throughout.


Focus of the Video/Art Notes: *To take your pencil for a walk with a spring in its tip. Achieving a balance between line & wash.*



Module 2: "The Poppy": Tinted Line & Wash ... £15

Watercolour can be punchy and bold. These beautiful poppies should inspire us to deposit healthy amounts of pigment on the paper. I will be combining a small selection of coloured pencils (i.e. Pink, orange, dark blue, light blue, purple green, red ... or similar), with watercolours. A wonderful exercise for all levels.

Focus of the Video/Art Notes: *To embrace wet-in-wet and wet-on-dry techniques and to enhance the surface textures with coloured line. Again, achieving a balance between line & wash.*




Module 3: "Lemons": Strong Colours & Playing with Washes ... £15

Washes of bright yellow, fresh greens and their compliments will imbue these lemons with a life beyond the ordinary.

Focus of the Video/Art Notes: *Enjoying a number of watery techniques; exaggerating colour choices and texture: and boosting saturation with ink.*

G: Saturday Watercolours (with some Mixed Media)

Price for a Course: £95 ... or Individually Costed



Module 1: "Design": Pencil, Transparent Washes & Opaque Detail: 2 Parts £30

This module will be delayed until the spring when I can do it in a class environment.

Module 2: "Sunset": Strong Contrasts ... 2 Parts £30

What a dramatic scene! The warm colours are striking against the dense shadow shapes. This will push our shadow work to a new level. We will put our brushes to work once we have completed a tonal drawing.

Focus of the Video/Art Notes: *To push our shadowy palette to the full and create a dynamic visual affect with limited, but powerful, use of colour.*

Module 3: A French Village: Line & Wash ... £15

The line & wash technique can be a most attractive diversion from using paint alone. It has provided many artists with an outlet that has seen them joyfully produce minor masterpieces solely with this method. It is a worthwhile skill to master and has become an invaluable starting point for most of my artwork, giving me an expressive and committed statement from the get-go.

Focus of the Video/Art Notes: *Learning to build a characterful, intricate web of lines one step at a time, and solve, what appears to be, a complex scene.*

Module 4: "Fashion Illustrations": Strong Primaries ... £15

These figures are confident and the shaping is thoroughly stimulating. An opportunity to explore reds and their shadows. I do see splashes and scribbles of green and turquoise in the mix.

Focus of the Video/Art Notes: *To create valiant stances that suggest movement using a healthy mix of reds and a flourish of lines.*

Module 5: "A Cup of Coffee": Special Affects & Painting "white" ... £15

An "energetic" cup spilling its contents is perfect for watercolour: splashes and flicked paint abound. This is also an opportunity to work with white: a Singer Sargent cup and saucer if you will. The background? Salt is a must.

Focus of the Video/Art Notes: *Enjoying a number of watery techniques; and learning to suggest form using well placed tones in as few strokes as possible.*

