



Adie's Art Videos 2021

- Drawing
- Oils
- Acrylics
- Watercolour
- Mixed Media

Pre-recorded Videos Accompanied by Helpful Art Notes.

- Art Notes will consist of: Your reference, a line drawing if necessary, materials list and bullet points with pictures, to take you through the process without disrupting your flow.
- The videos do not expire. They will be sent directly to your email.
- You can choose individual modules.
- Please be CLEAR with your selection.

Please contact me:

email: adrienne.m.parker@gmail.com

Tel no: 07500955355

Payments can be made online or by cheque.

I will send these details to you once you have made your selection.



DRAWING



£30

Module 1: "A Confident Woman": Traditional Drawing Techniques

Have a range of pencils sharpened and poised for this feminine and assertive portrait. We will deploy a mix of wipe-out and soft, subtle, sophisticated shading to describe her smooth skin and overall form.

Focus of the Video/Art Notes: *To become more confident about portraiture.*

2 x Videos
Part 1 & Part 2

*If you would like to include Module 1 alongside Module 4:
then I will discount the price from £30 to £20.*




£15

Module 2: "Waiting Patiently": Tonal Contrasts

Is she dreaming of being the next Odette, waiting to do an exam, or dying to go outside to play with her friends? Isn't it interesting to observe that, despite being cloaked in shadow, this picture has the ability to lure you in.

Focus of the Video/Art Notes: *Finding the increments of **tonal** values between the very darkest and the very lightest tones to create a reflective scene.*

1 x Video



£30


Module 3: "The Leopard": Coloured & Graphite Pencils

The cougar was such a success last term, that I have included this majestic leopard in my new collection of video tutorials. We will combine graphite and coloured pencils to achieve an elegant outcome.

Focus of the Video/Art Notes: *Learning to combine two types of pencils successfully and learning how to capture a watchful expression.*

2 x Videos
Part 1 & Part 2

OIL




Module 4: A Confident Woman: Painting a Portrait.

£45

We tend to think that we are familiar with the human face, when in fact we do not see the details that make us unique individuals. Careful observation is critical. It is important to set aside our preconceived notions and really look at our subject.

Focus of the Video/Art Notes: Learning how to paint a portrait, and portray a personality, through careful colour mixing, tonal exaggeration and suggestion.

I highly recommend that you include Module 1. A drawing should help you to understand the tonal values and subtle transitions before painting.



4 x Videos

Helpful Preparation
Colour Mixing
Painting: Part 1
Painting Part 2



Module 5: Reflections: Colourful Patterns

£45

Reflections are intriguing because the patterns and images shimmer and transform when water is their mirror. Besides the shifting shapes on display, their bright colours should transport us to the magical world of sun dappled Venice.

Focus of the Video/Art Notes: Learning to mix colours and observe tonal shifts that create perspective.

This Module is also suitable for Acrylic Painters.




3 x Videos

Colour Mixing: Part 1
Painting: Part 2
Painting Part 3

MIXED MEDIA & ACRYLICS

£30

Module 6: The Singer: Acrylic Glazes & Collage



This woman looks like a strong personality. We are going to bring her to life with a veil of colourful acrylic glazes. The tonal shapes that unify her hair and features are an artists' dream. Creative license is a must!

Focus of the Video/Art Notes: Taking advantage of the properties of acrylics and acrylic inks to produce a unique, colourful and contemporary portrait.

I will supply a line drawing in the art notes to help you.

Also suitable for those watercolorists who enjoy using acrylic inks.



2 x Videos

Part 1 & Part 2



Module 7: The Bar: Mixed Media

£30

A poignant theme these days, so I am sure we will paint this with a great deal of feeling. Pretend that one of the mopeds are yours. Tissue paper, collage, inks and acrylics (or gouache) will tell our story.

Focus of the Video/Art Notes: Learning to build a characterful scene.



2 x Videos

Part 1 & Part 2

WATERCOLOURS




Module 8: "A Notable Door": Colourful Washes & Reflections

£15

The more I observe, the more I see: Rich colours, casted shadows, reflections, textures ... A joy for a loaded brush.

Focus of the Video/Art Notes: *We are going to put the spotlight on our brushes & washes.*

1 x Video



Module 9: "Peaches": Strong Colours & Playful Washes

£15

The camera angle and arrangement of objects transform the every day into a "must paint". A subtle complimentary pairing of orange and blue is certainly getting the creative juices flowing.

Focus of the Video/Art Notes: *Enjoying a number of watery techniques; exaggerating colour choices and making use of rich, on-the-spot colour mixing..*

1 x Video



Module 10: "Fashion Queen": Strong Angles & Shadows

£15


What a joy! A chance to use tonal shapes to maximum effect, and use a limited palette to make her even more dramatic than she already is.

Focus of the Video/Art Notes: *To push our "colourful" & shadowy glazes to the full, and create a dynamic visual affect with limited, but powerful, use of colour.*

I will supply a line drawing in the art notes to help you.



1 x Video



Module 11: "Graceful Botanical": Rich, Playful Washes

£15

Watercolour can be fun, punchy and bold. These beautiful magnolias should inspire us to deposit healthy amounts of pigment & water onto the paper. I have a few extra colours up my sleeve.

Focus of the Video/Art Notes: *To enjoy a number of watery techniques and to interpret a botanical in a bold, contemporary way.*

1 x Video